佩达 PEIDA Super
CEILING&PARTITION

Address : Unit 617, 6/F.,Fuying International Building,No.166 Changgang Road Central,Guangzhou,China
Postal Code : 510250
Tel : 86-20-6236 1215
Fax : 86-20-6236 1237
Mobile : 86-1358 0480 068
Website : www.gzpanda.cn
E-mail : sales@gzpanda.cn pandadecoration@gmail.com

公司地址：中国广东省广州市海珠区昌岗中路166号之三富盈国际大厦六楼617室
邮政编码：510250
电话：86-20-6236 1215
传真：86-20-6236 1237
手机：86-1358 0480 068
网址：www.gzpanda.cn
邮箱：sales@gzpanda.cn pandadecoration@gmail.com

PANDA

佩达 PEIDA Super
CEILING&PARTITION

广州佩达商贸发展有限公司
GUANGZHOU PANDA COMMERCIAL DEVELOPMENT CO.,LTD.

广州佩达商贸发展有限公司

GUANGZHOU PANDA COMMERCIAL DEVELOPMENT CO.,LTD.

WPC Flooring



GUANGZHOU PANDA COMMERCIAL DEVELOPMENT CO.,LTD. is a professional Manufacturer and sales of WPC decking boards, wood plastic decorative board, wood plastic profile, outdoor floor, outdoor wallboard, large-scale production enterprises. Our factory covers an area of 30,000 square meters, and has 14 advance producing lines, PANDA ecological wood plastic had been widely recognized and greatly praised by enterprises and consumers due to its excellent quality, environmental concept, creative fashion design and attention service.It has successively passed relevant certification and testing, such as ISO9001, 14001, CE, SGS, SONCAP etc., and obtained as many as 12 related patents.

We are rich in color and specification design available, we also can products of clients samples. Because of high quality and reasonable price, our WPC panels have been exported to worldwide, such as Europe, Middle East, North America, Southeast of Asia, Africa etc.

The factory advocates the concept of being “low-carbon, energy-saving and environmentally-friendly”, and has invested a lot of manpower and resources to focus on the R&D and production of green modern wood plastic composites products. Our factory insist on “BEST CREDIT, CLIENTS FIRST”, We hope to cooperate with you on mutual benefit, welcome warmly you to visit and inquiry.

Company Culture:

1) Quality Concept: Honest, Perfect
2) Management Philosophy: Excellent Employees, Model Enterprises
3) Service concept: unremitting pursuit of perfection
4) Marketing Concept: Quality creates brand, manages open market.
5) Competition Concept: A market without competitors is a market without a future. Respecting your opponent is protecting yourself
6) Corporate mission: promote healthy living and build green homes.
7) Corporate purpose: Environmental protection







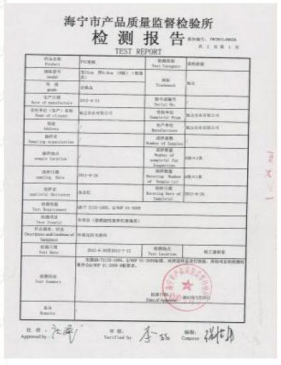

www.pandamanufacturer.com

佩达 PEIDA Super
CEILING WALL&FLOOR

Directory

WPC FLOORING





Indoor Floor

Indoor Floor Feature.....1

Indoor Floor Specification.....2

WPC Flooring.....3

SPC Flooring.....4

Indoor Floor Installation.....5

Outdoor Floor

Ecologic Wood Coextrusion Flooring.....6

PE Flooring.....8

Accessories & Installlation.....10

DIY Flooring.....16

Factory Overview 14

www.baodamanufacturer.com

PEIDA Super
CEILING WALL&FLOOR

Product Feature

INDOOR FOORING

■ WPC FLOORING STRUCTURE

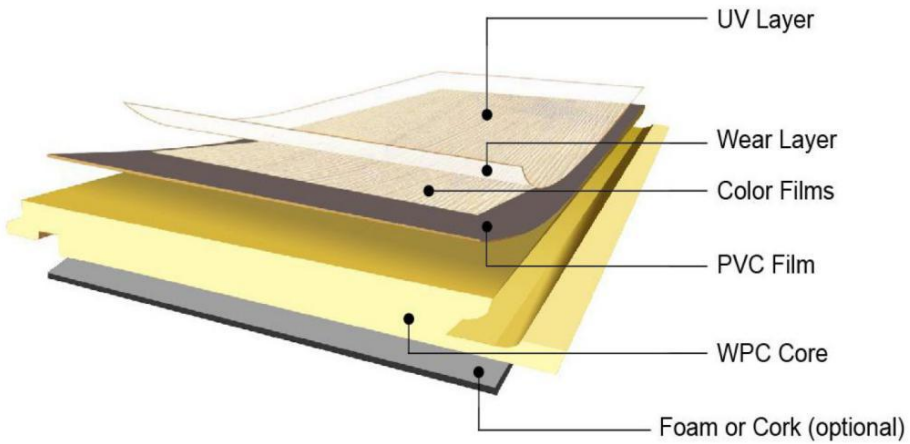



■ SPC FLOORING STRUCTURE

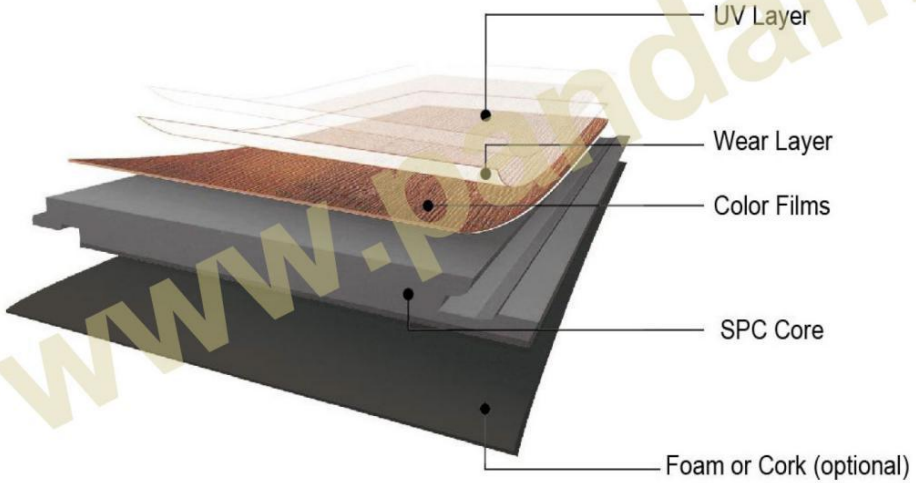

UV layer	Enhance the performance of the floor surface's wear-resistant and Scratch-resistant. Uniform the surface gloss. Enhance the features of waterproof and stain-resistant.
Wear layer	Ensure wear-resistant and increase service life.
Color film	The nice design offer you different choices for your flooring
SPC Core /WPC core	Maintain the structure stability, and dimension stability. Determine the hardness of the floor and compressive strength. The glass fiber in the middle layer play a Strengthening and supporting role, control the shrinkage
Foram Or Cork	Balance function and ensure that the floor is not deformed

www.pdamanufacture.com

Product Specification

INDOOR FOORING

Wear Layer	0.2mm,0.3mm,0.5mm,0.7mm
Thickness	3.0mm , 4.0mm , 5.0mm , 6.0mm , 7.0mm
Plank Size	6" x 36" (149mm x 935mm)
	6" x 48" (149mm x1220mm)
	7.25" x 48" (179mm x 1220mm)
	12" x 24" (307mm x 600mm)
	or customized
Backing Layer	Virgin Material, Eco Virgin material
Edge Detail	Squared edge, Bevel available
Surface Treatment	UV coating
Material	100% Virgin Material
Surface pattern	Wood pattern stone pattern carpet pattern Marble pattern
Installation	WPC flooring
Used for	indoor decoration, Hospital, office, shopping mall, or public ground



1. Green environmental protection

- Renewable resin raw material
- 100% radioactivity free
- 100% formaldehyde free



2. Waterproof and non-slip

- Waterproof body, does not absorb water
- No deformation and warpage caused by water absorption
- Ensure that the floor is permanently strong

Super wear resistant 3.

Special wear layer treatment surface •

Extra thick wear layer •

High strength wear resistance • guarantee the life of the floor





4. All used new materials

- Using new types of ecological materials
- Wood using solid wood
- Use new US technology and environmentally friendly materials

Easy and fast to install 5.

New and simple lock type construction •

Replace the cumbersome traditional • installation, can be laid directly

Suitable for renovation of old and new • floors, especially old floors



www.pandamanufacturer.com

佩达 PEIDA Super
CEILING WALL&FLOOR

Indoor Flooring

WPC FOORING





WPC FLOORING








TXBD1670-1


TXCD179-1


TXCD309-4


TXCD03086-1


TXJC6007-4


TXTC6013-1


TXYDM02-4


TXHC744-1

www.pandamanufacturer.com

佩达 PEIDA Super
CEILING WALL&FLOOR

Indoor Flooring

SPC FOORING





SPC FLOORING








TR282-2


TR7033


TR7446-3


TR298-2


TR19005-6


TR7141


TR376-5


TR1505-5


TR3004-8


TR19019-3


TR1016-3


TR271-10


TR2069-1


TR13001-1


TR2224-7

www.pandamanufacturer.com

Indoor Flooring

Installation

Away from the complex vision, following simplicity, comfort, and health is the design concept that continues the Nordic minimalism.



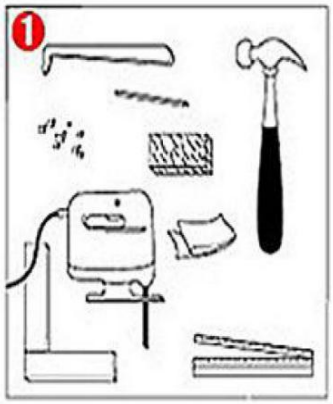

Preparation tool



Determine the floor installation direction



The max. width can't exceed 8 meters, the ground leveling, the error is less than 3mm.





Ground cleaning, laying moisture-proof mats

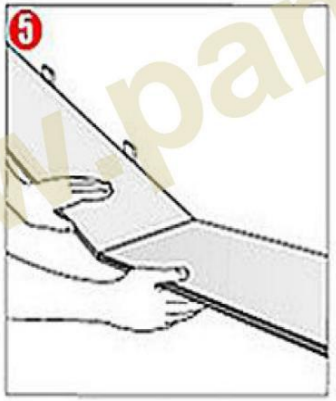

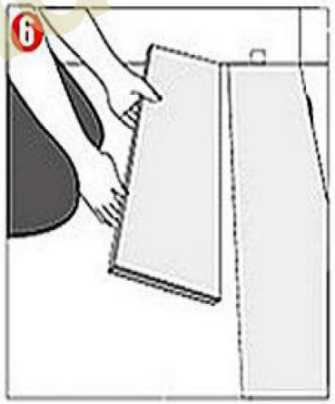

Reserve expansion joints for floor installation

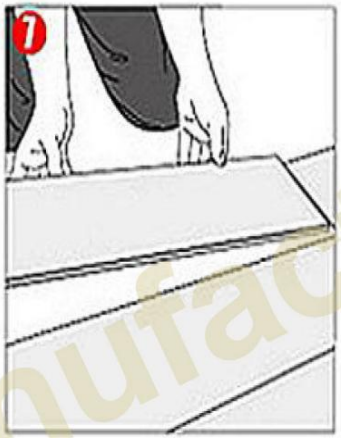

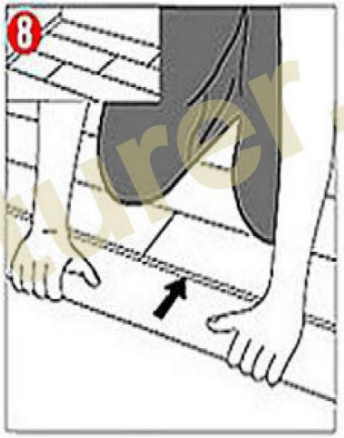

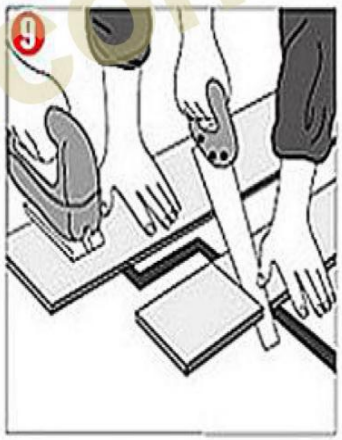



Installation special location: pipe / bracket



Installation special position: under the door cover



Installation special location: closing

www.pandamanufacturer.com

Outdoor Flooring

Ecologic Wood Coextrusion Flooring











www.pandamanufacturer.com

PEIDA Super
CEILING WALL&FLOOR

Outdoor Flooring

Ecologic Wood Coextrusion Flooring



YD140H35
Size:140x35mm



YD140H25
Size:140x25mm



YD150H25
Size:150x25mm



YD100H25
Size:100x25mm



YD138H22
Size:138x22.5mm



YD140H25
Size:140x25mm



YD150H24
Size:150x24mm



YD140H22
Size : 140x22mm



YD140H25
Size:140x25mm









Brushed surface | Natural wood grain 01 | Natural wood grain 02 | Natural wood grain 03

www.hondamanufacturer.com

Outdoor Flooring

PE Flooring











www.pandamanufacturer.com

Outdoor Flooring

PE Flooring



YK135H25
Size:135x25mm



YK140H25
Size:140x25mm



YK145H25
Size:145x25mm



YK150H25
Size:150x25mm



YK140H25
Size : 50x40mm



YS140H25
Size:140x25mm





Coffee



Dark red wood



Teak



Blak ebony color



Sanded



Light brushing



Heavy brushing



Wood grain

www.pandamanufacturer.com

Outdoor Flooring

Accessories & installation



Keel



PIstic Clip



YD50H40

Size : 50x40mm



SS Slip



Wrap Strip

Size : 60x60mm



Screw

Material & Accessory



Tools recommended:

Chainsaw + Impact drill + Electric drill + Tap measure + Screwdriver + Rubber hammer + leveling gauge.

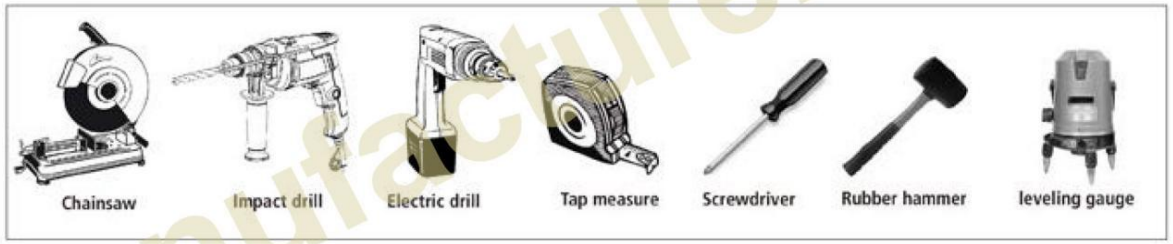

The Installation Process

1.Fix the joist

2.Fix the starting clips

3.Fix the plastic clips

4.Install the L-Corner

Installation finished! !

We did not omit any one installation step, COOWIN deck installation is so simple!

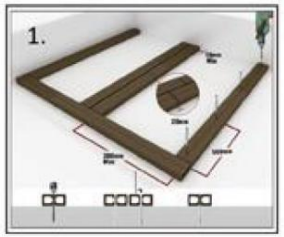





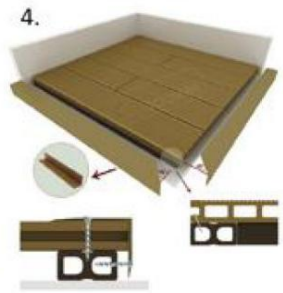

www.pandamanufacturer.com

佩达 PEIDA Super
CEILING WALL&FLOOR

Outdoor Flooring

DIY Flooring 300*300mm









www.paidamanufacturer.com

Outdoor Flooring

DIY Flooring 300*300mm

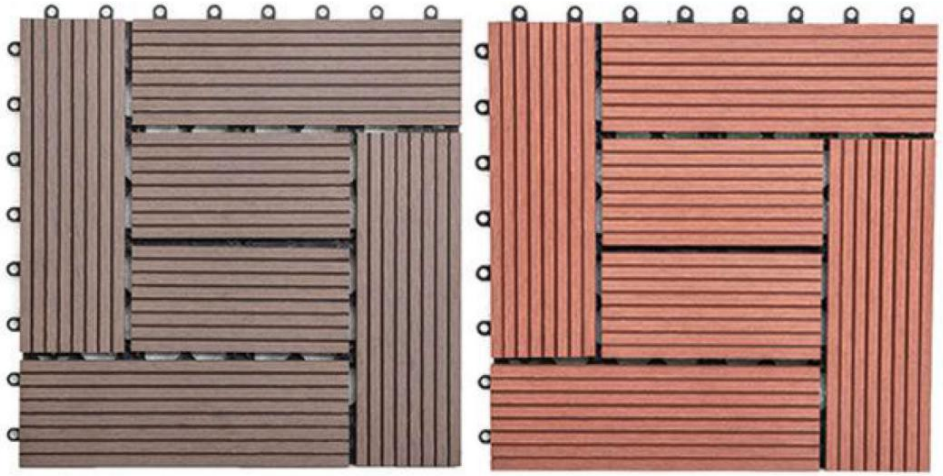

DIY-01

DIY-02



DIY-03



DIY-04



DIY-05



DIY-06



DIY-07



DIY-08

www.bandamanufacturer.com

PEIDA Super
CEILING WALL&FLOOR

Outdoor Flooring

DIY Flooring 300*300mm



DIY-09



DIY-10



DIY-11



DIY-12



DIY-13



DIY-14



DIY-15



DIY-16



DIY-17



DIY-18

www.pandamanufacturer.com

PEIDA Super
CEILING WALL&FLOOR

Factory Overview

WPC Flooring







Workshop



Workshop









01 Factory Overview



02 The Prepare Process



03 The Moulding Process



06 The Finished Product



05 High pressure lamination film



04 Semi-Finished



01



02



03

www.pandamatpc.com